

Data Stream Mining & Processing

PROCEEDINGS of the
2018 IEEE Second International Conference on
Data Stream Mining & Processing (DSMP)



IEEE Ukraine Section (Kharkiv)
SP/AP/C/EMC/COM
Societies Joint Chapter

IEEE Ukraine Section (West)
AP/ED/MTT/CPMT/SSC
Societies Joint Chapter

August 21–25, 2018

Lviv, Ukraine



Proceedings of the 2018 IEEE Second International Conference on Data Stream Mining & Processing (DSMP)

Organized by

IEEE Ukraine Section

IEEE Ukraine Section (Kharkiv) SP/AP/C/EMC/COM Societies Joint Chapter

IEEE Ukraine Section (West) AP/ED/MTT/CPMT/SSC Societies Joint Chapter

IT Step University

Ukrainian Catholic University

Lviv Polytechnic National University

Kharkiv National University of Radio Electronics

Lviv, Ukraine
August 21-25, 2018

Copyright and Reprint Permission: Abstracting is permitted with credit to the source. Libraries are permitted to photocopy beyond the limit of U.S. copyright law for private use of patrons those articles in this volume that carry a code at the bottom of the first page, provided the per-copy fee indicated in the code is paid through Copyright Clearance Center, 222 Rosewood Drive, Danvers, MA 01923. For reprint or republication permission, email to IEEE Copyrights Manager at pubs-permissions@ieee.org. All rights reserved. Copyright ©2018 by IEEE.

Additional copies may be ordered from:

IEEE Conference Operations

445 Hoes Lane, P.O. Box 1331, Piscataway, NJ
08855-1331 USA

DSMP'2018 Organizing Committee

IT Step University,
83a Zamarstyniv'ska st., 79019, Lviv, Ukraine

E-mail: dsmp.conference@gmail.com

IEEE Catalog Number: CFP18J13-CDR

ISBN: 978-1-5386-8175-6

DSMP'2018 Conference Committee

Honorary Chairpersons

Yuriy Rashkevych, Ukraine

Yevgeniy Bodyanskiy, Ukraine

General Chairs

Dmytro Peleshko, Ukraine

Olena Vynokurova O., Ukraine

Yaroslav Prytula, Ukraine

Technical Program Committee Chair

Dmytro Peleshko, Ukraine

Publication and Finance Chair

Olena Vynokurova O., Ukraine

Technical Program Committee

Aizenberg I., USA	Nakonechny A., Ukraine
Antoshchuk S., Ukraine	Petlenkov E., Estonia
Babichev S., Czech Republic	Qu S.C., China
Balasubramaniam J., India	Rekik A., Tunisia
Berezkiy O., Ukraine	Romanyshyn Yu., Ukraine
Bidyuk P., Ukraine	Rusyn B., Ukraine
Bogomolov S., Australian	Sachenko A., Ukraine
Boyun V., Ukraine	Setlak G., Poland
Churyumov G., Ukraine	Šipeky L., Slovakia
Didmanidze I., Georgia	Shelevytsky I., Ukraine
Du K., China	Slipchenko A., Netherlands
Dyvak M., Ukraine	Smolarz A., Poland
Gabsi M., France	Snytyuk V., Ukraine
Gabsi M., Tunisia	Sokolov O., Poland
Gozhiy O., Ukraine)	Sokolovsky Ya., Ukraine
Gryniv R., Ukraine	Souii M., Ph.D., Tunisia
Hnatushenko V., Ukraine	Stepashko V., Ukraine
Hu W.B., China	Štěpnička M., Czech Republic
Kareem Kamal A. Ghany, Egypt	Schlesinger M., Ukraine
Karlik B., Albania	Su J., China
Khaled G., Tunisia	Szymanski Z., Poland
Kharchenko V., Ukraine	Temani M., Tunisia
Klawonn F., Germany	Tkachenko R., Ukraine
Kokshenev I., Ph.D., Brazil	Tsmots I., Ukraine
Krylov V., Ukraine	Vassiljeva K., Estonia
Lu C.W., China	Voloshyn V., Ukraine
Lytvynenko V., Ukraine	Vorobyov S., Finland
Lyubchik L., Ukraine	Wójcik W., Poland
Lubinets Ya., Ukraine	Wu J.Q., China
Malyar M., Ukraine	Yanovsky F., Ukraine
Markov K., Bulgaria	Yatsymirskyy M., Poland
Mashkov V., Czech Republic	Ye Z.W., China
Mashtalir V., Ukraine	Yegorova E., United Kingdom
Mikhalyov O., Ukraine	Zhengbing Hu, China
Morklyanyk B., Ukraine	Zaychenko Yu., Ukraine

Local Organizing Committee Chair

Taras Rak, Ukraine

PR Manager

Maria Shepel, Ukraine

Event Manager

Yulia Vasylets, Ukraine

Members of Local Organizing Committee

Alekseyev V., Ukraine	Miyushkovych Yu., Ukraine
Andriychuk M., Ukraine	Molchanovskyi O., Ukraine
Batyuk A., Ukraine	Mulesa P., Ukraine
Berezko O., Ukraine	Panchenko T., Ukraine
Borzov Yu., Ukraine	Perova I., Ukraine
Doroshenko A., Ukraine	Pichkalov I., Ukraine
Didyk O., Ukraine	Povkhan I., Ukraine
Dumin O., Ukraine	Seniuk V., Ukraine
Ivanov Yu., Ukraine	Shateyev O., Ukraine
Figura R., Poland	Sviridova T., Ukraine
Kostyuk N., Ukraine	Sydorenko R., Ukraine
Klyuvak A., Ukraine	Tsiura N., Ukraine
Kyselova A., Ukraine	Tyshchenko O., Ukraine
Lotoshynska N., Ukraine	Veselovsky S., Ukraine
Malets I., Ukraine	Vysotska V., Ukraine
Menshikova O., Ukraine	

List of Reviewers

- Yu. Rashkevych, Ukraine
D. Peleshko, Ukraine
O. Vynokurova, Ukraine
V. Voloshyn, Ukraine
Ie. Gorovyi, Ukraine
Yu. Romanyshyn, Ukraine
S. Antoshchuk, Ukraine
Ya. Sokolovskyy, Ukraine
I. Perova, Ukraine
O. Didyk, Ukraine
Ye. Pavlov, Ukraine
N. Kulishova, Ukraine
I. Shelevytsky, Ukraine
L. Lyubchik, Ukraine
M. Yatsymirskyy, Poland
A. Dolotov, Ukraine
D. Puchala, Poland
P. Tarasiuk, Poland
Ie. Burov, Ukraine
O. Karabin, Ukraine
G. Kriukova, Ukraine
N. Lamonova, Ukraine
V. Lytvyn, Ukraine
Ya. Todorov, Finland
G. Ponomaryova, Ukraine
O. Gorokhovatskyi, Ukraine
A. Chernodub, Ukraine
- Ye. Bodyanskiy, Ukraine
O. Gozhyj, Ukraine
I. Aizenberg, USA
T. Panchenko, Ukraine
R. Ali, Tunisia
V. Hnatushenko, Ukraine
V. Mashtalir, Ukraine
V. Alieksieiev, Ukraine
O. Berezsky, Ukraine
E. Yegorova, United Kingdom
B. Tiwana, USA
O. Dumin, Ukraine
V. Lytvynenko, Ukraine
G. Churyumov, Ukraine
T. Rak, Ukraine
A. Slipchenko, Netherlands
K. Stokfiszewski, Poland
A. Berko, Ukraine
V. Volkova, Ukraine
N. Gandhi, USA
L. Kirichenko, Ukraine
A. Kuzyk, Ukraine
U. Ozkaya, Turkish
R. Upadhyay, Tatarstan
O. Menshikova, Ukraine
S. Babichev, Czech Republic

Partners

Exclusive partner

SoftServe

www.softserve.ua

Gold partner

GlobalLogic

www.globallogic.com

Perfectial

www.perfectial.com

Silver partner

ROMB

Partners

Lviv City Council

<http://city-adm.lviv.ua/>

Lviv Convention Bureau

<http://www.lvivconvention.com.ua/en/>

Kyivstar

<https://kyivstar.ua/>

Skhidnytska 118

<http://skhidnytska.ua/>

Welcome Letter

Dear Colleagues,

We would like to personally encourage each of you to join us at IEEE Second International Scientific Conference Data Stream Mining and Processing (DSMP'2018), which is held in Lviv – Kryve Ozero, UKRAINE, 21-25 August, 2018. Our main goal is not only to provide an opportunity for networking and learning recent scientific achievements but also a chance to be involved in real time panel discussions with IT representatives to review and discuss their practical outcomes on real projects.

The DSMP is organized by IEEE Ukraine Section, IEEE Ukraine Section (Kharkiv) SP/AP/C/EMC/COM Societies Joint Chapter, IEEE Ukraine Section (West) AP/ED/MTT/CPMT/SSC Societies Joint Chapter, IT Step University, Ukrainian Catholic University, Lviv Polytechnic National University, and Kharkiv National University of Radio Electronics.

Agenda of the DSMP'2018 is very rich. This year we have nominated a 120 number of accepted papers coming from about 27 countries which makes DSMP a truly international high impact conference. Major highlights of DSMP'2018 are its keynotes speakers. This conference proved to be extremely important given the fruitful dialog and a chance to exchange ideas and sharing valuable hands-on experience.

This year program is based on the following topics: Hybrid Systems of Computational Intelligence, Machine Vision and Pattern Recognition, Dynamic Data Mining & Data Stream Mining, Big Data & Data Science Using Intelligent Approaches and also panel with participation of IT Companies.

We are proud of the fact that DSMP proceedings have been included into the IEEE Xplore Digital Library as well as other Abstracting and Indexing (A&I) databases (Scopus, Web of Science and etc.). High quality of the DSMP program would not be possible without the contribution of authors, keynote speakers, organizers, students, 53 reviewers who devoted a lot of enthusiasm and hard work to prepare papers, presentations, organization infrastructure and carefully review all submissions. We are very grateful for their efforts.

We would like to thank each of your for attending our conference and bringing your expertise to our gathering.

We would like to express our gratitude to our partners and sponsors for being so generous and sponsoring our conference.


We wish all participants an excellent conference, fruitful discussions and pleasant stay in Lviv and Conference venue.

Sincerely

Yuriy Rashkevych



Yevgeniy Bodyanskiy



General List of Topics

Topic #1. Big Data & Data Science Using Intelligent Approaches	1
Topic #2. Dynamic Data Mining & Data Stream Mining	111
Topic #3. Hybrid Systems of Computational Intelligence	303
Topic #4. Machine Vision and Pattern Recognition	453
Panels	615

Table of Contents

Topic #1. Big Data & Data Science Using Intelligent Approaches	1
Iryna Perova, Olena Litovchenko, Yevgeniy Bodyanskiy, Yelizaveta Brazhnykova, Igor Zavgorodnii and Pavlo Mulesa. MEDICAL DATA-STREAM MINING IN THE AREA OF ELECTROMAGNETIC RADIATION AND LOW TEMPERATURE INFLUENCE ON BIOLOGICAL OBJECTS	3
Polina Zhernova, Anastasiia Deineko, Yevgeniy Bodyanskiy and Vladyslav Riepin. ADAPTIVE KERNEL DATA STREAMS CLUSTERING BASED ON NEURAL NETWORKS ENSEMBLES IN CONDITIONS OF UNCERTAINTY ABOUT AMOUNT AND SHAPES OF CLUSTERS	7
Ganna Ponomaryova, Igor Nevlydov, Oleksandr Filipenko and Mariya Volkova. MEMS-BASED INERTIAL SENSOR SIGNALS AND MACHINE LEARNING METHODS FOR CLASSIFYING ROBOT MOTION.	13
Dmytro Lande, Valentyna Andrushchenko and Iryna Balagura. DATA SCIENCE IN OPEN-ACCESS RESEARCH ON-LINE RESOURCES	17
Nina Khairova, Svitlana Petrasova and Włodzimierz Lewoniewski. BUILDING THE SEMANTIC SIMILARITY MODEL FOR SOCIAL NETWORK DATA STREAMS	21
Gautam Pal, Gangmin Li and Katie Atkinson. BIG DATA REAL TIME INGESTION AND MACHINE LEARNING	25
Andrii Berko and Vladyslav Aliksieiev. A METHOD TO SOLVE UNCERTAINTY PROBLEM FOR BIG DATA SOURCES.	32
Yuriy Kondratenko and Nina Kondratenko. COMPUTATIONAL LIBRARY OF THE DIRECT ANALYTIC MODELS FOR REAL-TIME FUZZY INFORMATION PROCESSING	38
Oleksandr Gerasin, Yuriy Zaporozhets and Yuriy Kondratenko. MODELS OF MAGNETIC DRIVER INTERACTION WITH FERROMAGNETIC SURFACE AND GEOMETRIC DATA COMPUTING FOR CLAMPING FORCE LOCALIZATION PATCHES	44
Volodymyr Ostakhov, Viktor Morozov and Nadiia Artykulna. MODELS OF IT PROJECTS KPIS AND METRICS	50
Yuliya Kozina, Natalya Volkova and Daniil Horpenko. MOBILE APPLICATION FOR DECISION SUPPORT IN MULTI-CRITERIA PROBLEMS	56
Olena Basalkevych and Olexandr Basalkevych. FUZZY RECONSTRUCTIONS IN LINGUISTICS	60
Mykola Malyar, Oleksy Voloshyn, Volodymyr Polishchuk and Marianna Sharkadi. FUZZY MATHEMATICAL MODELING FINANCIAL RISKS	65
Peter Bidyuk, Aleksandr Gozhyj, Iryna Kalinina, Zdislaw Szymanski and Volodymyr Beglytsia. THE METHODS BAYESIAN ANALYSIS OF THE THRESHOLD STOCHASTIC VOLATILITY MODEL	70
Max Garkavtsev, Natalia Lamonova and Alexander Gostev. CHOSING A PROGRAMMING LANGUAGE FOR A NEW PROJECT FROM A CODE QUALITY PERSPECTIVE	75

Viktor Putrenko, Nataliia Pashynska and Sergiy Nazarenko. DATA MINING OF NETWORK EVENTS WITH SPACE-TIME CUBE APPLICATION	79
Vasyl Palchykov and Yuriy Holovatch. BIPARTITE GRAPH ANALYSIS AS AN ALTERNATIVE TO REVEAL CLUSTERIZATION IN COMPLEX SYSTEMS	84
Dariusz Puchala, Kamil Stokfiszewski, Kamil Wieloch and Mykhaylo Yatsymirskyy. COMPARATIVE STUDY OF MASSIVELY PARALLEL GPU REALIZATIONS OF WAVELET TRANSFORM COMPUTATION WITH LATTICE STRUCTURE AND MATRIX-BASED APPROACH	88
Vladyslav Alieksieiev. ONE APPROACH OF APPROXIMATION FOR INCOMING DATA STREAM IN IOT BASED MONITORING SYSTEM.	94
Anatoliy Batyuk, Volodymyr Voityshyn and Volodymyr Verhun. SOFTWARE ARCHITECTURE DESIGN OF THE REAL-TIME PROCESSES MONITORING PLATFORM	98
Myroslav Komar, Vladimir Golovko, Anatoliy Sachenko, Vitaliy Dorosh and Pavlo Yakobchuk. DEEP NEURAL NETWORK FOR IMAGE RECOGNITION BASED ON THE CAFFE FRAMEWORK	102
Mansouri Sadek, Mbarek Charhad, Ali Rekik and Mounir Zrigui. A FRAMEWORK FOR SEMANTIC VIDEO CONTENT INDEXING USING TEXTUAL INFORMATION	107
Topic #2. Dynamic Data Mining & Data Stream Mining	111
Olena Vynokurova, Yevgeniy Bodyanskiy, Dmytro Peleshko and Yuriy Rashkevych. THE AUTOENCODER BASED ON GENERALIZED NEO-FUZZY NEURON AND ITS FAST LEARNING FOR DEEP NEURAL NETWORKS	113
Gennady Chuiko, Olga Dvornik and Yevhen Darnapuk. SHAPE EVOLUTIONS OF POINCARÉ PLOTS FOR ELECTROMYOGRAMS IN DATA ACQUISITION DYNAMICS	119
Petro Kravets. GAME MODEL FOR DATA STREAM CLUSTERING	123
Vasyl Lytvyn, Victoria Vysotska, Yevhen Burov and Andriy Demchuk. DEFINING AUTHOR'S STYLE FOR PLAGIARISM DETECTION IN ACADEMIC ENVIRONMENT	128
Volodymyr Yuzevych, Ruslan Skrynkovskyy and Bohdan Koman. INTELLIGENT ANALYSIS OF DATA SYSTEMS FOR DEFECTS IN UNDERGROUND GAS PIPELINE	134
Liliya Chyrun, Iaroslav Kis, Victoria Vysotska and Lyubomyr Chyrun. CONTENT ANALYSIS METHOD FOR CUT FORMATION OF HUMAN PSYCHOLOGICAL STATE	139
Vasyl Lytvyn, Victoria Vysotska, Olga Lozynska, Oksana Oborska and Dmytro Dosyn. METHODS OF BUILDING INTELLIGENT DECISION SUPPORT SYSTEMS BASED ON ADAPTIVE ONTOLOGY	145
Fedir Geche, Oksana Mulesa, Veronika Voloshchuk and Anatoliy Batyuk. ABOUT KERNEL STRUCTURE CONSTRUCTION OF THE GENERALIZED NEURAL FUNCTIONS	151

Olga Smotr, Nazarii Burak, Yuriy Borzov and Solomija Ljaskovska. IMPLEMENTATION OF INFORMATION TECHNOLOGIES IN THE ORGANIZATION OF FOREST FIRE SUPPRESSION PROCESS	157
Oleg Riznyk, Olexandr Povshuk, Yurii Kynash and Yurii Noga. TRANSFORMATION OF INFORMATION BASED ON NOISY CODES	162
Anna Vergeles, Dmytro Prokopenko, Alexander Khaya and Nataliia Manakova. UNSUPERVISED REAL-TIME STREAM-BASED NOVELTY DETECTION TECHNIQUE	166
Anastasiia Deineko, Polina Zhernova, Boris Gordon, Oleksandr Zayika, Iryna Pliss and Nelya Pabyrivska. DATA STREAM ONLINE CLUSTERING BASED ON FUZZY EXPECTATION-MAXIMIZATION APPROACHING FORMATION ON SUBMISSION	171
Solomija Ljaskovska, Igor Malets, Yevgen Martyn and Oleksandr Prydatko. INFORMATION TECHNOLOGY OF PROCESS MODELING IN THE MULTIPARAMETER SYSTEMS	177
Gennadiy Churyumov, Vladimir Tokarev, Vitalii Tkachov and Stanislav Partyka. SCENARIO OF INTERACTION OF THE MOBILE TECHNICAL OBJECTS IN THE PROCESS OF TRANSMISSION OF DATA STREAMS IN CONDITIONS OF IMPACTING THE POWERFUL ELECTROMAGNETIC FIELD	183
Oleksandr Prydatko, Ivan Solotvinskyy, Yuriy Borzov, Oleksii Didyk and Olga Smotr. INFORMATIONAL SYSTEM OF PROJECT MANAGEMENT IN THE AREAS OF REGIONAL SECURITY SYSTEMS' DEVELOPMENT	187
Leonid Lyubchik and Galyna Grinberg. ONLINE RANKING LEARNING ON CLUSTERS	193
Vitalii Bulakh, Lyudmyla Kirichenko and Tamara Radivilova. TIME SERIES CLASSIFICATION BASED ON FRACTAL PROPERTIES	198
Olga Zavgorodnia, Ivan Mikheev and Oleksandr Zyma. IDENTIFYING EUROPEAN E-LEARNER PROFILE BY MEANS OF DATA MINING	202
Galyna Kriukova and Mykola Glybovets. HIGH-PERFORMANCE DATA STREAM MINING BY MEANS OF EMBEDDING HIDDEN MARKOV MODEL INTO REPRODUCING KERNEL HILBERT SPACES	207
Daniel Ambach and Oleksandra Ambach. FORECASTING THE OIL PRICE WITH A PERIODIC REGRESSION ARFIMA-GARCH PROCESS	212
Valentyna Volkova, Ivan Deriuga, Vadym Osadchyi and Olga Radyvonenko. IMPROVEMENT OF CHARACTER SEGMENTATION USING RECURRENT NEURAL NETWORKS AND DYNAMIC PROGRAMMING	218
Sergiy Golub and Nataliia Khymytsia. THE METHOD OF CLIODINAMIK MONITORING	223
Sergii Khlamov, Vadym Savanevych, Olexander Briukhovetskyi, Artem Pohorelov, Vladimir Vlasenko and Eugen Dikov. COLITEC SOFTWARE FOR THE ASTRONOMICAL DATA SETS PROCESSING	227
Anastasiya Doroshenko. PIECEWISE-LINEAR APPROACH TO CLASSIFICATION BASED ON GEOMETRICAL TRANSFORMATION MODEL FOR IMBALANCED DATASET	231

Implementation of Information Technologies in the organization of Forest Fire Suppression Process

Olga Smotr

*Department of Project Management, Information
Technologies and Telecommunications
Lviv State University of Life Safety
Lviv, Ukraine
olgasmotr@gmail.com*

Nazarii Burak

*Department of Project Management, Information
Technologies and Telecommunications
Lviv State University of Life Safety
Lviv, Ukraine
nazar.burak@ukr.net*

Yuriy Borzov

*Department of Project Management, Information
Technologies and Telecommunications
Lviv State University of Life Safety
Lviv, Ukraine
uob1968@gmail.com*

Solomija Ljaskovska

*Department of designing and operation of machines
Lviv Polytechnic National University
Lviv, Ukraine
solomiam@gmail.com*

Abstract— the article deals with information and technical support of the forest fire suppression process. The status update on the problem is considered. The necessity of using modern information decision-making systems in the process of forest fires suppression is substantiated. Improvement of the method of a decision support system constructing using MVC coding patterns is proposed.

Keywords — *information technologies, decision-making systems, MVC coding patterns, organization of the forest fire suppression process.*

I. INTRODUCTION

Forest fires are essential natural and anthropogenic factors that excitedly change functions and conditions of the forests. The analysis of the statistical data on the number of forest fires and the area of forests destroyed by fires in the European countries and in Ukraine over the past twenty years has shown that the number of fires as well as the damage caused by them increase gradually [1,2].

The range of urgent tasks aimed at the rapid and effective suppression of forest fires is increasing significantly, and the conditions for their solution are continuously complicated, both by the scale of destructive actions and by various random factors. This requires the development of measures aimed at optimal control of forces and means for the suppression of such fires. This involves such peculiarities of work as operational data collection, analysis and rapid decision-making. The use of information technologies aimed at minimizing the time of managerial decision-making and the cost of its implementation is necessary in such conditions. Implementation of the modern information decision-making systems in the work of the State Emergency Service of Ukraine (SES of Ukraine) gives the possibility to provide rapid and qualitative processing of the incoming information on the nature and characteristics of the forest fire, to predict its parameters and to generate acceptable scenarios for its development. This, in turn, allows the forest fireground commander (FFC) to make scientifically-substantiated and effective management decisions for its suppression.

The world practice of effective management in various sectors, including control in emergency situations [3-6], proves the need for application of informational decision-making systems (DMS), in which the knowledge and experience of specialists working in the relevant spheres of human activity are used.

Today, the departments of the State Emergency Service of Ukraine use the "Government Information and Analytical System for the Suppression of Emergencies" (GIASSE) to solve operational and tactical tasks. In particular, in the Lviv region, the Supervisory Control And Data Acquisition (SCADA), the territorial subsystem of the GIASSE [7], is used.

II. PROBLEM STATEMENT

However, the Supervisory Control and Data Acquisition do not solve such tasks as:

- evaluating of the potential for emergency response throughout the region;
- modelling of forest fire spread;
- generating, analysis and selection of the best fire-fighting tactics, taking into account the operational environment, technical capabilities and resource constraints;
- visualisation of the chosen scenario;
- support of the chosen scenario implementation in real time mode with the possibility of its correction due to changes in the operational environment.

SCADA is mainly intended for supervisory monitoring and does not help the forest fireground commander to make a decision.

The above circumstances determine the need for further improvement of the existing and implementation of new modern information DMS in the operational activities of SES of Ukraine.

According to the main provisions of the general management theory, managing forces and means during the

forest fires suppression can be considered in time as the functioning of supervisory control system. In particular, it can be represented as a dynamic system [8] (Fig. 1), where: the input parameters P_i are determined by terrain features, forest vegetation, etc.; perturbing actions P_j – weather conditions (speed and direction of wind, humidity, etc.); ΔP_i , ΔP_j – leading factors, the values of which depend on the parameters of the purpose of fireground command and control C_k ; O_l – set of output parameters (forest fire area, its intensity and rate of fire spread, etc.). All these conditions can vary: topographic - in space, weather - in space and in time, the purpose of fireground command and control depends on the strategy and tactics of forest fire suppression. The values of the leading factors (actions) depend on the intensity of the forest fire spread and the efforts made to eliminate it. The dynamics of forest fires and their suppression is usually rapid, and meteorological conditions are often unpredictable. The information on the conditions of the forest fire is usually incomplete, uncertain and, in some cases, erroneous, which complicates the process of its suppression. The human factor (e.g. professional training and skills) and the material base of fire and rescue units are also important, because these factors effect on the speed of the forest fire suppression.

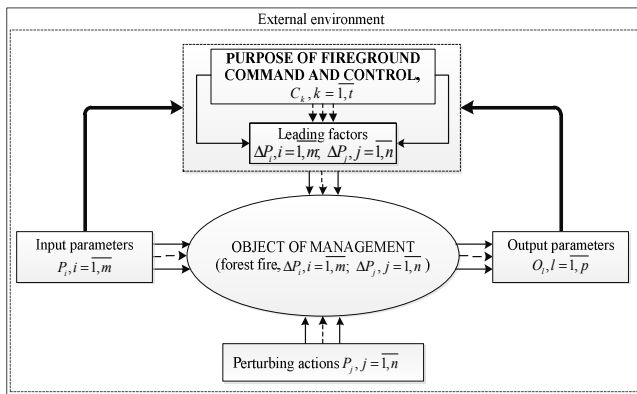


Fig. 1. Management of a dynamic forest fire suppression system

In this context, the decision-making process, that deals with the strategy of forest fire suppression, in its essence, is identified with the activities of the decision maker, that is, the forest fireground commander.

When operating fire-rescue units (FRU), DMS-based activities of the forest fireground commander can be shown by using such block diagrams (Fig. 2), on which it is possible to study the main stages of the management decision-making process.

Obviously, modelling the current state of the control object (forest fire), generating a set of variants of its interaction with the objects of action (FRU's forces and means), predicting the expected effects of the decisions, etc. are impossible without prompt and qualitative modelling of the forest fire behavior.

III. THE PROPOSED METHOD OF CONSTRUCTING A DECISION-MAKING SYSTEM IN ORGANIZING THE FOREST FIRE SUPPRESSION PROCESS

To simulate the forest fire behaviour, a scheme based on classic Model-View-Controller coding patterns [9, 10] is widely used nowadays. It consists of three levels:

- Model level – Provides data (usually for view), and responds to queries (usually from the controller), changing its status;
- View level – is responsible for displaying both the input information and the information obtained during the process of modelling (user interface);
- Controller level - interprets data entered by the user and informs the model about the need for the corresponding response (control logic).

The improved structure of the decision-making system for forest fire elimination is shown in Fig. 3

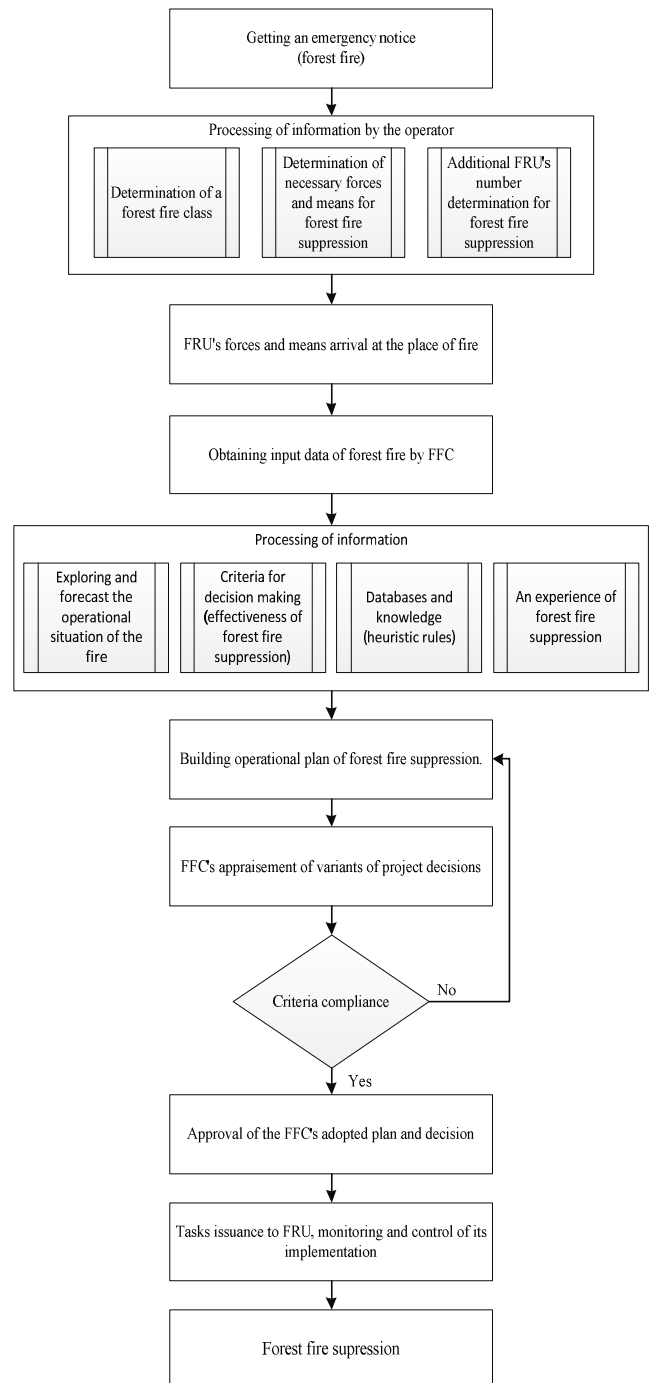


Fig. 2. FFC's activities

In such scheme, both View and Controller levels are directly dependent on the Model level, but the Model level does not depend either on the View or on the Controller. This is one of the key benefits of this delineation, which allows

building a control object model regardless of its visual representation, as well as creating several different views for one model.

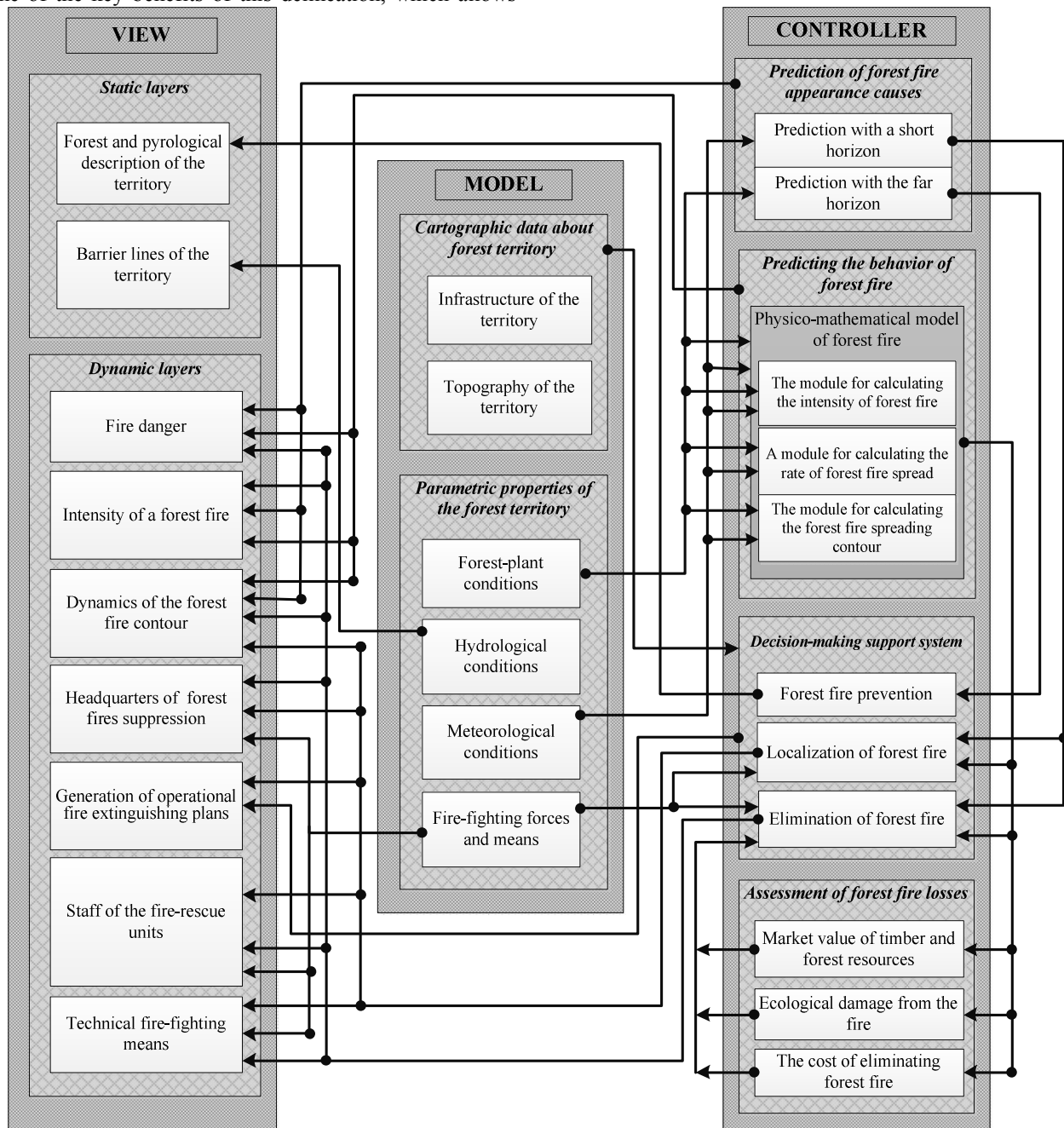


Fig. 3. Structure of the decision-making system for forest fire elimination (based on [11])

The View level of the MVC scheme is an electronic map of the forest area given to the forest fireground commander for a visual familiarization with its features. The map has a layered structure and consists of the main (static) and additional (dynamic) layers. Static layers usually reflect forest vegetation and pyrological characteristics of forest areas that may be subject to fires. Such layers include forest areas (which represent layers of deciduous and coniferous species, young stands or litter, etc.), soils, water bodies (showing lakes, swamps, rivers, etc.), access roads and routs (the type of road surface, width, height/descent are taken into account), etc. Dynamic layers display data that undergoes pre-processing at the Controller level. These are layers such

as a mapping scheme for the distribution of fire danger (pre-calculated in the forecasting block for the reasons for the occurrence of a forest fire), forest fire behaviour (determined in the block of forest fire spread forecasting), and decision-making systems. In addition, the forest fire command center, the personnel of the fire and rescue units, as well as the location of fire extinguishing equipment (the number and composition of which are also determined in the appropriate block) are displayed visually on the dynamic layer.

The Model is one of the three components of the MVC coding pattern that describes the state of spatial data at the time of the forest fire detection. It consists of two interrelated parts – cartographic and attributive. Cartographic data

describes the positional characteristics of terrain (topography and infrastructure of vector objects). Attributive data gives the characteristics of vector objects – the dynamics of forces and means transfer, as well as meteorological and hydrological conditions.

The logical part of MVC coding pattern (Controller level) consists of three main blocks, each of which is aimed at solving one of the tasks:

- prediction of forest fire spread;
- assessment of fire losses;
- decision-making system for forest fires preventing and suppression.

We offer to add the fourth block to the list of tasks that are solved by the MVC controller: analysis of the causes of forest fires and calculation of burning index class. This will give an opportunity to evaluate the preparedness of forest vegetation areas for combustion and predict fire risk. At the same time, we offer to implement two options for predicting the causes of forest fires. The first of these is prediction with a short horizon and is used in the development of operational tactics for the forest fire suppression. The second – with the far horizon (used for prediction of the causes of forest fires and development of a strategy for their prevention).

Considered above proposed method of constructing a decision-making system in organizing the forest fire suppression process makes it possible not only to model fire behaviour but also to calculate fire risks for taking preventive measures.

IV. PRACTICAL SOLUTION OF FOREST FIRE BEHAVIOUR PREDICTION PROBLEM

An important stage in development of conceptual strategies and choosing effective forest fire suppression tactics is prediction of forest fire global characteristics. They are determined by the influence of its main factors on the spreading geometry at any given time.

When developing the process of forest fire liquidation management strategy is necessary to anticipate and take into account the dangerous tendencies of its further development and also potential threats to settlements and security objects. Therefore, such prediction is extremely important.

Calculation of the probable forest fire spread rate and the intensity of the heat production during combustion process is made within a defined stage of time prediction: first in the direction of spreading the front of the fire, then the flanks and the rear. We used an empirical formula for prediction the speed of fire limit spread on each forest section. This formula contains variable coefficients of relative influence of various factors, namely:

$$\tilde{V}^h(\alpha_v, \omega_a, v_c) = \left\{ V_i^h(\alpha_v, \omega_a, v_c) = V_0(r_n, p_\kappa, u_g) K_i(\alpha_v) K_i(\omega_a) K_i^h(v_c), i = \overline{1, N^d} \right\} (1)$$

where $V_0 = V_0(r_n, p_\kappa, u_g)$ – basic (calm) rate of fire spread, m/min; r_n – type of forest vegetation specified in the area's pyrological description; p_κ – complex meteorological fire danger index at the time of fire appearance; u_g – conditions for drying of forest vegetation in area; $K_i(\alpha_v)$, $K_i(\omega_a)$, $K_i^h(v_c)$ – coefficients of influence on the rate of fire spread

in accordance with the terrain inclination α_v , relative air humidity ω_a and wind speed v_c ; N^d – number of forest areas; index 'h' defines wind direction $h \in \{\text{fr}, \text{fl}, \text{r}\}$: fr – frontal, fl – flank, r – rear.

For all coefficients of influence with using the method of least squares approximation of experimental data empirical dependencies were obtained for next calculation of their values.

Coefficient of the terrain inclination influence $K_i(\alpha_v)$ at i – forest area, specified in area's pyrological description of forest vegetation. It depends on magnitude of the angle α_v and slope exposure towards the sides of horizon and direction of combustion process spreading (up the slope – angles are positive, down – are negative, across the slope – zero):

$$K(\alpha_v) = 0,0142e^{0,1635\alpha_v} + 1,0776e^{0,0169\alpha_v}. \quad (2)$$

The value of relative air humidity influence coefficient $K_i(\omega_a)$ on i -area of forest should correspond to the value predicted its relative humidity $\omega_a = \omega_a(t)$ during the course of fire at t - moment of its occurrence.

$$K(\omega_a) = 2,028e^{-0,0898\omega_a} + 1,9982e^{-0,0186\omega_a}. \quad (3)$$

Coefficient of wind power impact $K_i^h(v_c)$ on i – forest area is determined using quadratic form that based on speed v_c and wind direction relative to the spread of fire:

$$K^h(v_c) = 1,0 + \begin{pmatrix} 0,17877 \\ 0,16192 \\ 0,03659 \end{pmatrix} v_c + \begin{pmatrix} 0,32705 \\ 0,10822 \\ 0,02609 \end{pmatrix} v_c^2 : h \in \{\text{fr}, \text{fl}, \text{r}\}, \quad (4)$$

where $K^h(v_c) = (K^{\text{fr}}(v_c), K^{\text{fl}}(v_c), K^{\text{r}}(v_c))$.

Wind speed v_c under the forest mass is normalized by the following formula:

$$v_c(v_m, p_d) = v_m K_d(p_d), \quad (5)$$

where v_m – wind speed according to the weather station, m/s; $K_d(p_d)$ – coefficient of normalising to the fullness of the tree p_d , which is determined by the ternary algebraic form.

$$K_d(p_d) = 0,7818 - 0,9452p_d - 0,2527p_d^2 + 0,46995p_d^3. \quad (6)$$

Calculation of the values for each forest area and each tactical part of the forest fire is carried out by the end of the first stage of prediction. For determining saturation point of last section we should take into account the duration of fire spreading to this area, namely:

$$L_i^h = V_i^h(\dots) \cdot (t'_i - t'_{i-1}), i = N^d : h \in \{\text{fr}, \text{fl}, \text{r}\}, \quad (7)$$

where L_i^h – the distance that the edge of fire must pass on $i = N^d$ section to the end of determined forecasting stage, m; $V_i^h(\dots)$ – speed of fire spread on the area in the last sector,

m/min; t' – time of the forecasting stage completion, min; t'_{i-1} – time of the fire spread completion in penultimate section, min.

For confirmation of formulas (3) and (4) was conducted full-factorial experiment of determining actual forest fires spread speed. The relative error of calculated fire spread rate by dependence (1) in relation to the actual value which was obtained experimentally, is by about 5.5%. This value of the error indicates that the simulation results which are obtained on the basis of observational statistical data processing are close to the actual ones. Similar researches were conducted for predicting the intensity of fire heat release at its boundaries, for computing speeds of fire perimeter increase, which depends on the speed of fire frontal edge spread, and for determining forests soot height.

The developed mathematical models of forest fire spread dynamics allow us to determine the speed of forest fires edge spreading and to predict the intensity of heat release from it. All calculations depend on the characteristics of main combustion conductor's types and complex meteorological indicator of fire hazard.

Practical calculations of forest fires edge spread speed and predicting the intensity of heat release were performed in special software. This software uses detailed maps of forest vegetation and weather forecast data. This makes it possible to take into account dangerous trends in forest fire spreading and to develop a strategy for its elimination. Also it helps to determine methods of stopping and calculating the necessary amount of forces and means for eliminating the fire (see Fig.4.)

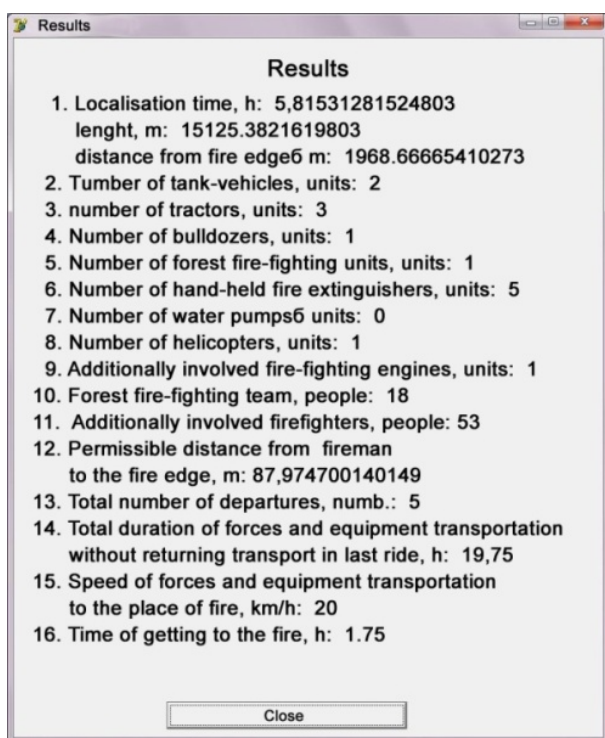


Fig. 4. Optimal amount of means and forces for the forest fire elimination calculated in program

V. CONCLUSION

Forest fireground commander in emergency situation has to make operational decisions in such conditions: incompleteness, unreliability, inaccuracy of incoming information, rapid flow of events, limited time for a comprehensive analysis of the situation, a significant number of participants involved in the forest fire suppression process, etc. Therefore, probability of making an effective decision without the use of decision-making systems is rather low. In order to reduce the probability of wrong choice in determining the forest fire suppression strategy, and to reduce the time for making management decisions, the FCC must apply proper decision-making systems that accurately describe the processes occurring during the forest fires and are use the special knowledge of the best specialists with extensive experience in this field. Unfortunately, despite the significant number of existing decision-making systems, today the SES of Ukraine does not have effective decision-making systems suitable directly for the forest fireground commanders.

One of the ways used for improvement of such systems is introducing MVC coding patterns. Such patterns enable not only to model the forest fire behaviour but also to calculate fire risks and to assess the material, environmental and socio-organizational consequences of potential fires in order to taking for taking preventive measures.

REFERENCES

- [1] National report on the state of technogenic and natural safety in Ukraine, 2017. Retrieved from www.dsns.gov.ua/files/2017/8/18/Analit%20dopovid%20statistich.pdf.
- [2] Official web-page of National Interagency Fire Center (USA). Retrieved from www.nifc.gov.
- [3] S. D. Bushuyev, N. S. Bushueva, I. A. Babaev, et al., Creative technologies in managing projects and program. Kiev: Summit Book. 2010.
- [4] V. Titova, "Informational and analytical decision support for operational duty services," *Artificial intelligence*, no. 4, pp. 504-509, 2006.
- [5] C. W. Holsapple, and A. B. Whinston, *Decision Support Systems: A Knowledge-Based Approach*. West St. Paul, MN, 1996. Retrieved from <http://www.uky.edu/BusinesEconomics/dssakba/inmat.htm>.
- [6] O. O. Smotr, "Use of information systems to support decision-making in management of fire and rescue units of the Emergency Ministry of Ukraine," In *The problems of information technologies application, special technical means in the activity of executive authorities, educational process, interaction with other services*, Lviv: Lviv State University of Internal Affairs, pp. 270-273, 2011.
- [7] Official web-page of The State Emergency Service of Ukraine in Lviv region. Retrieved from <http://lviv.dsns.gov.ua/ua/Sistema-operativno-dispatcherskogo-upravlinnya-SODU.html>.
- [8] G. A. Dorrer, *Mathematical models of forest fire dynamics*. Moscow: Forest industry, 1979.
- [9] G. D. Glavatsky, and V. M. Grumans, "Information model and tasks of optimizing the process for forest fires combating," *Forestry*, no.1, pp. 36-41. 2002.
- [10] V. E. Khodakov, and M. V. Zharikova, "Architecture of information technology for decision support for prevention and suppression of forest fires," *Problems of Information Technology*. no. 02(006), pp.116-122. 2009.
- [11] O. O. Smotr, and Yu. I. Grytsyuk, "Models and methods of management of extinguishing forest fires," *Bulletin of the Lviv State University of Life Safety*, no. 5, pp. 123-129, 2011.

softserve

GlobalLogic



Perfectial
EMPOWER YOUR IDEAS



КИЇВСТАР

СХІДНИЦЬКА 118



altexsoft
software r&d engineering



LMX



Hey
Machine Learning

teragence™
YOUR NETWORK YOUR EXPERIENCE



PM Business Solution



Lviv City Council

